

Drop

FLUVIA

Drop

FLUVIA



Drops of light fall on different surfaces, creating personalized compositions that define spaces. Drop highlights the details of what's essential. It's an adjustable system, a combination of spotlights and structural elements creating luminaires that offer the possibility of accentuating light where necessary. Therefore Drop becomes a structural element which shares the architectural concept.

Gotas de luz caen sobre distintas superficies, creando composiciones personalizadas que definen espacios. Drop resalta el detalle de lo esencial. Es un sistema configurable, donde proyectores y elementos estructurales se combinan para crear luminarias que ofrecen la posibilidad de aproximar luz de acentuación allí donde es necesaria, transformándose en un elemento constructivo que comparte el concepto arquitectónico proyectado.

Fluvia design





Settings and atmospheres

Escenas y ambientes

The Drop concept is presented in various installation formats with which we can customize a space with the desired atmosphere and ambience.

El concepto Drop se presenta en diversos formatos de instalación mediante los cuales podemos personalizar un espacio con la atmósfera y ambiente deseados.

Drop in Slim System

Drop In Slim System is integrated into free composition structures where we combine direct, indirect, uniform or spot lighting, along with blind stretches which allow us to shift the light to any area and space.

Drop in Slim System

Drop in Slim System, integrado en estructuras de libre composición donde combinamos luz directa, indirecta, uniforme o puntual, junto a tramos ciegos que nos permiten trasladar la luz a cualquier zona y espacio.

Drop in Track

Drop in Track provides flexibility and makes spatial re-arrangements possible by combining it with our three-phase rail.

Drop in Track

Drop in Track, aporta la flexibilidad y posibles reconfiguraciones espaciales que permite la combinación con nuestro carril trifásico.



Drop in Ceiling

Drop in Techo

The light leaves the zenith plane and extends naturally.

La luz parte del plano cenital y se extiende de forma natural.

Drop

Drop in Wall

Drop in Pared

It turns vertical planes into supports where the light can be directed.

Convierte los planos verticales en soportes desde donde dirigir la luz.



Subtle highlighting

Drop can rotate in any direction through integrated orientation mechanisms. They are drops of light falling and joining various supports, subtly combined so that their beams are directed to those elements the user wishes to highlight.

Acentuación sutil

Drop gira en cualquier dirección a través de mecanismos de orientación integrados. Son gotas de luz que se precipitan y se unen a distintos soportes, combinándose con sutileza para que sus haces se dirijan a los elementos que quieres acentuar.

High performance
in a mini size

A customized optical design and an innovative system of connected modules have allowed us to filter what's essential by reducing its size in a powerful luminaire. Jack connectors allow easy installation on any construction.

Tamaño mini de altas
prestaciones

Un diseño óptico a medida y un innovador sistema de conexión entre módulos, nos ha permitido destilar lo esencial reduciendo su tamaño en potente luminaria. Los conectores tipo jack permiten una fácil instalación sobre cualquier construcción.





Customized lighting

Maximum customization for the creative and lighting needs of each project. Depending on the context and tone desired, we can choose between a warm and a cold light (2700K-3000K-4000K).

An excellent chromatic reproduction prevents distortions in the perception of colors and textures. Its lenses which are available in different degrees of aperture, 19°, 33° and 45°, allow us to be precise depending on the projection distance and the effect sought.

Personalización de la luz

Máxima personalización para adaptar a las necesidades creativas y lumínicas de cada proyecto. Dependiendo del contexto y el tono deseado, podremos escoger entre una iluminación cálida o fría (2700K-3000K-4000K).

Una reproducción cromática excelente (CRI 90) evita las distorsiones en la percepción de colores y texturas. Sus ópticas disponibles en distintos grados de apertura, 19°, 33° y 45°, nos permiten ser precisos en función de la distancia de proyección y el efecto buscado.

DALI one-to-one

Drop and light modules can be switched on and off and dimmed individually using DALI one to one. Also dimmer on-board and 0-10V.

DALI one-to-one

Drop y los módulos lumínicos se pueden encender y apagar y regular individualmente con DALI one to one. También regulación con dimmer on-board y 0-10V.

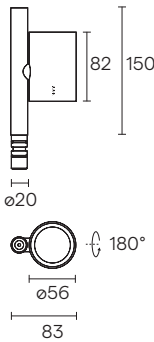


Characteristics/Características		
Control gear Equipo	Included Incluido	<div><div></div><div></div><div></div><div></div><div></div><div></div><div></div><div></div><div></div></div>
Lifetime Vida	L70>100000h to 25° L90>30000h to 25°C	
Colour consistency Consistecia de color	<3 Step MacAdam	
Guarantee Garantía	5 years 5 años	

Complete code order number (**)
Completar códigos de referencia (**)

White 00
Blanco 00

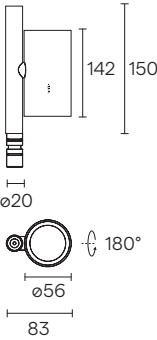
Black 88
Negro 88



Power Potencia	Real Lm Lm Real	Optics Óptica	Light Source Fuente de luz	Control Control	Order Number Referencia	Installation Instalación
13 W	1050 lm	19°	LED 2700 CRI>90	On board dimmer	91891611-2**	wall/ceiling/system/pared/techno/sistema
13 W	1110 lm	19°	LED 3000 CRI>90	On board dimmer	91891611-3**	wall/ceiling/system/pared/techno/sistema
13 W	1150 lm	19°	LED 4000 CRI>90	On board dimmer	91891611-4**	wall/ceiling/system/pared/techno/sistema
13 W	1050 lm	19°	LED 2700 CRI>90	0-10V	91891111-2**	wall/ceiling/system/pared/techno/sistema
13 W	1110 lm	19°	LED 3000 CRI>90	0-10V	91891111-3**	wall/ceiling/system/pared/techno/sistema
13 W	1150 lm	19°	LED 4000 CRI>90	0-10V	91891111-4**	wall/ceiling/system/pared/techno/sistema
13 W	1050 lm	19°	LED 2700 CRI>90	DALI	91891311-2**	wall/ceiling/system/pared/techno/sistema
13 W	1110 lm	19°	LED 3000 CRI>90	DALI	91891311-3**	wall/ceiling/system/pared/techno/sistema
13 W	1150 lm	19°	LED 4000 CRI>90	DALI	91891311-4**	wall/ceiling/system/pared/techno/sistema
13 W	1000 lm	34°	LED 2700 CRI>90	On board dimmer	91891612-2**	wall/ceiling/system/pared/techno/sistema
13 W	1050 lm	34°	LED 3000 CRI>90	On board dimmer	91891612-3**	wall/ceiling/system/pared/techno/sistema
13 W	1100 lm	34°	LED 4000 CRI>90	On board dimmer	91891612-4**	wall/ceiling/system/pared/techno/sistema
13 W	1000 lm	34°	LED 2700 CRI>90	0-10V	91891112-2**	wall/ceiling/system/pared/techno/sistema
13 W	1050 lm	34°	LED 3000 CRI>90	0-10V	91891112-3**	wall/ceiling/system/pared/techno/sistema
13 W	1100 lm	34°	LED 4000 CRI>90	0-10V	91891112-4**	wall/ceiling/system/pared/techno/sistema
13 W	1000 lm	34°	LED 2700 CRI>90	DALI	91891312-2**	wall/ceiling/system/pared/techno/sistema
13 W	1050 lm	34°	LED 3000 CRI>90	DALI	91891312-3**	wall/ceiling/system/pared/techno/sistema
13 W	1100 lm	34°	LED 4000 CRI>90	DALI	91891312-4**	wall/ceiling/system/pared/techno/sistema
13 W	970 lm	46°	LED 2700 CRI>90	On board dimmer	91891613-2**	wall/ceiling/system/pared/techno/sistema
13 W	1020 lm	46°	LED 3000 CRI>90	On board dimmer	91891613-3**	wall/ceiling/system/pared/techno/sistema
13 W	1070 lm	46°	LED 4000 CRI>90	On board dimmer	91891613-4**	wall/ceiling/system/pared/techno/sistema
13 W	970 lm	46°	LED 2700 CRI>90	0-10V	91891113-2**	wall/ceiling/system/pared/techno/sistema
13 W	1020 lm	46°	LED 3000 CRI>90	0-10V	91891113-3**	wall/ceiling/system/pared/techno/sistema
13 W	1070 lm	46°	LED 4000 CRI>90	0-10V	91891113-4**	wall/ceiling/system/pared/techno/sistema
13 W	970 lm	46°	LED 2700 CRI>90	DALI	91891313-2**	wall/ceiling/system/pared/techno/sistema
13 W	1020 lm	46°	LED 3000 CRI>90	DALI	91891313-3**	wall/ceiling/system/pared/techno/sistema
13 W	1070 lm	46°	LED 4000 CRI>90	DALI	91891313-4**	wall/ceiling/system/pared/techno/sistema

DALI one-to-one dimming/Regulación DALI one-to-one

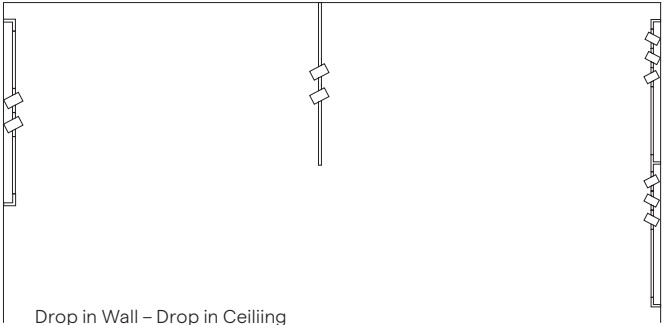
Drop	Complete code order number (**) Completar códigos de referencia (**)	 White 00 Blanco 00	 Black 88 Negro 88
------	---	--	---



Power Potencia	Real Lm Lm Real	Optics Óptica	Light Source Fuente de luz	Control Control	Order Number Referencia	Installation Instalación
19 W	1400 lm	19°	LED 2700 CRI>90	On board dimmer	91892611-2**	wall/ceiling/system/pared/techo/sistema
19 W	1450 lm	19°	LED 3000 CRI>90	On board dimmer	91892611-3**	wall/ceiling/system/pared/techo/sistema
19 W	1350 lm	19°	LED 4000 CRI>90	On board dimmer	91892611-4**	wall/ceiling/system/pared/techo/sistema
19 W	1400 lm	19°	LED 2700 CRI>90	0-10V	91892111-2**	wall/ceiling/system/pared/techo/sistema
19 W	1450 lm	19°	LED 3000 CRI>90	0-10V	91892111-3**	wall/ceiling/system/pared/techo/sistema
19 W	1350 lm	19°	LED 4000 CRI>90	0-10V	91892111-4**	wall/ceiling/system/pared/techo/sistema
19 W	1400 lm	19°	LED 2700 CRI>90	DALI	91892311-2**	wall/ceiling/system/pared/techo/sistema
19 W	1450 lm	19°	LED 3000 CRI>90	DALI	91892311-3**	wall/ceiling/system/pared/techo/sistema
19 W	1350 lm	19°	LED 4000 CRI>90	DALI	91892311-4**	wall/ceiling/system/pared/techo/sistema
19 W	1350 lm	34°	LED 2700 CRI>90	On board dimmer	91892612-2**	wall/ceiling/system/pared/techo/sistema
19 W	1350 lm	34°	LED 3000 CRI>90	On board dimmer	91892612-3**	wall/ceiling/system/pared/techo/sistema
19 W	1450 lm	34°	LED 4000 CRI>90	On board dimmer	91892612-4**	wall/ceiling/system/pared/techo/sistema
19 W	1350 lm	34°	LED 2700 CRI>90	0-10V	91892112-2**	wall/ceiling/system/pared/techo/sistema
19 W	1350 lm	34°	LED 3000 CRI>90	0-10V	91892112-3**	wall/ceiling/system/pared/techo/sistema
19 W	1450 lm	34°	LED 4000 CRI>90	0-10V	91892112-4**	wall/ceiling/system/pared/techo/sistema
19 W	1350 lm	34°	LED 2700 CRI>90	DALI	91892312-2**	wall/ceiling/system/pared/techo/sistema
19 W	1350 lm	34°	LED 3000 CRI>90	DALI	91892312-3**	wall/ceiling/system/pared/techo/sistema
19 W	1450 lm	34°	LED 4000 CRI>90	DALI	91892312-4**	wall/ceiling/system/pared/techo/sistema
19 W	1300 lm	46°	LED 2700 CRI>90	On board dimmer	91892613-2**	wall/ceiling/system/pared/techo/sistema
19 W	1400 lm	46°	LED 3000 CRI>90	On board dimmer	91892613-3**	wall/ceiling/system/pared/techo/sistema
19 W	1400 lm	46°	LED 4000 CRI>90	On board dimmer	91892613-4**	wall/ceiling/system/pared/techo/sistema
19 W	1300 lm	46°	LED 2700 CRI>90	0-10V	91892113-2**	wall/ceiling/system/pared/techo/sistema
19 W	1400 lm	46°	LED 3000 CRI>90	0-10V	91892113-3**	wall/ceiling/system/pared/techo/sistema
19 W	1400 lm	46°	LED 4000 CRI>90	0-10V	91892113-4**	wall/ceiling/system/pared/techo/sistema
19 W	1300 lm	46°	LED 2700 CRI>90	DALI	91892313-2**	wall/ceiling/system/pared/techo/sistema
19 W	1400 lm	46°	LED 3000 CRI>90	DALI	91892313-3**	wall/ceiling/system/pared/techo/sistema
19 W	1400 lm	46°	LED 4000 CRI>90	DALI	91892313-4**	wall/ceiling/system/pared/techo/sistema

DALI one-to-one dimming/Regulación DALI one-to-one

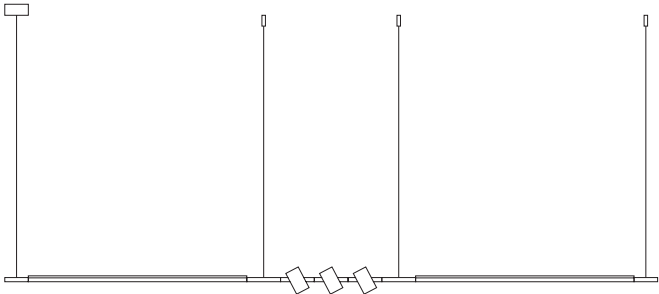
Drop Accessories/Accesorios	Complete code order number (**) Completar códigos de referencia (**)	 White 00 Blanco 00	 Black 88 Negro 88
--------------------------------	---	--	---



Description Descripción	Control Control	Order Number Referencia	Installation Instalación
Blind section 0,5 m 2P/Accesorio tramo ciego 0,5 m 2P	On Board dimmer	91891199-9**	suspended/wall/ceiling/suspensión/pared/techo
Blind section 1 m 2P/Accesorio tramo ciego 1 m 2P	On Board dimmer	91892199-9**	suspended/wall/ceiling/suspensión/pared/techo
Blind section 1,5 m 2P/Accesorio tramo ciego 1,5 m 2P	On Board dimmer	91893199-9**	suspended/wall/ceiling/suspensión/pared/techo
Blind section 0,5 m 4P/Accesorio tramo ciego 0,5 m 4P	DALI/0-10V	91891399-9**	suspended/wall/ceiling/suspensión/pared/techo
Blind section 1 m 4P/Accesorio tramo ciego 1 m 4P	DALI/0-10V	91892399-9**	suspended/wall/ceiling/suspensión/pared/techo
Blind section 1,5 m 4P/Accesorio tramo ciego 1,5 m 4P	DALI/0-10V	91893399-9**	suspended/wall/ceiling/suspensión/pared/techo
Blind section 1,5 m 4P/Accesorio tramo ciego 1,5 m 4P	DALI/0-10V	91893399-9**	suspended/wall/ceiling/suspensión/pared/techo
Start cover 2P/Tramo inicio 2P	On Board dimmer	91899999-4**	suspended/wall/ceiling/suspensión/pared/techo
Start cover 2P with power input/ Tramo inicio 2P con alimentación	On Board dimmer	91899199-3**	suspended/wall/ceiling/suspensión/pared/techo
Start cover 4P/Tramo inicio 4P	DALI/0-10V	91899999-4**	suspended/wall/ceiling/suspensión/pared/techo
Start cover 4P with power input/ Tramo inicio 4P conalimentación	DALI/0-10V	91899399-3**	suspended/wall/ceiling/suspensión/pared/techo
Coupling connector 2P/Accesorio union 2P	On Board dimmer	91899199-1**	suspended/wall/ceiling/suspensión/pared/techo
Coupling connector 2P with power input/ Accesorio union 2P con alimentación	On Board dimmer	91899199-5**	suspended/wall/ceiling/suspensión/pared/techo
Coupling connector 4P/Accesorio union 4P	DALI/0-10V	91899399-1**	suspended/wall/ceiling/suspensión/pared/techo
Coupling connector 4P with power input/ Accesorio union 4* con alimentación	DALI/0-10V	91899399-5**	suspended/wall/ceiling/suspensión/pared/techo
Elbow 90° Horizontal 2P/Tramo Codo 90° Horizontal 2P	On Board dimmer	91899199-2**	suspended/wall/ceiling/suspensión/pared/techo
Elbow 90° Horizontal 2P with power input/ Tramo Codo 90° Horizontal 2P con alimentación	On Board dimmer	91899199-6**	suspended/wall/ceiling/suspensión/pared/techo
Elbow 90° Vertical 2P/Tramo Codo 90° Vertical 2P	On Board dimmer	91899199-7**	suspended/wall/ceiling/suspensión/pared/techo
Elbow 90° Horizontal 4P/Tramo Codo 90° Horizontal 4P	DALI/0-10V	91899399-2**	suspended/wall/ceiling/suspensión/pared/techo
Elbow 90° Horizontal 4P with power input/ Tramo Codo 90° Horizontal 4P con alimentación	DALI/0-10V	91899399-6**	suspended/wall/ceiling/suspensión/pared/techo
Elbow 90° Vertical 4P/Tramo Codo 90° Vertical 4P	DALI/0-10V	91899399-7**	suspended/wall/ceiling/suspensión/pared/techo
Fleuron Trimless 2P/Florón Trimless 2P	On Board dimmer	91829099-2**	wall/ceiling/pared/techo
Fleuron Recessed 2P/Florón empotrado 2P	On Board dimmer	91889099-2**	wall/ceiling/pared/techo
Fleuron Trimless 4P/Florón Trimless 4P	DALI/0-10V	91829399-2**	wall/ceiling/pared/techo
Fleuron Recessed 4P/Florón empotrado 4P	DALI/0-10V	91889399-2**	wall/ceiling/pared/techo
Ceiling - Wall accesory 2P/ Accesorio adosar techo-pared 2P	On Board dimmer	91839099-8**	wall/ceiling/pared/techo
Ceiling - Wall T accesory 2P/ Accesorio adosar techo -pared intermedio T 2P	On Board dimmer	91839099-**0	wall/ceiling/pared/techo
Ceiling - Wall accesory 4P/ Accesorio adosar techo -pared 4P	DALI/0-10V	91839399-8**	wall/ceiling/pared/techo
Ceiling - Wall T accesory 4P/ Accesorio adosar techo -pared intermedio T 4P	DALI/0-10V	91839399-**0	wall/ceiling/pared/techo

DALI one-to-one dimming/Regulación DALI one-to-one

Slim System Light modules/Módulos luminosos	Complete code order number (**) Completar códigos de referencia (**)	 White 00 Blanco 00	 Black 88 Negro 88
---	---	--	---



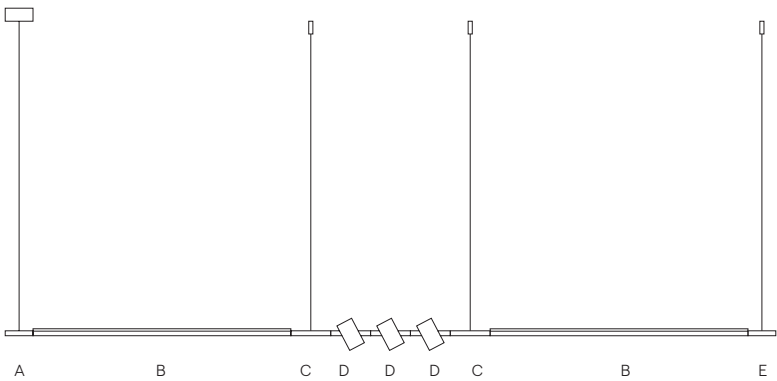
Drop in Slim System

Power Potencia	Real LM LM Real	Optics Óptica	Light Source Fuente de luz	Control Control	Order Number Referencia	Installation Instalación
23 W	1620 lm	symmetric/simétrica	LED 2700 CRI>90	On board dimmer	91770605-2**	suspended/wall/ceiling/suspensión/pared/techo
23 W	1800 lm	symmetric/simétrica	LED 3000 CRI>90	On board dimmer	91770605-3**	suspended/wall/ceiling/suspensión/pared/techo
23 W	1845 lm	symmetric/simétrica	LED 4000 CRI>90	On board dimmer	91770605-4**	suspended/wall/ceiling/suspensión/pared/techo
23 W	1620 lm	symmetric/simétrica	LED 2700 CRI>90	0-10V	91770105-2**	suspended/wall/ceiling/suspensión/pared/techo
23 W	1800 lm	symmetric/simétrica	LED 3000 CRI>90	0-10V	91770105-3**	suspended/wall/ceiling/suspensión/pared/techo
23 W	1845 lm	symmetric/simétrica	LED 4000 CRI>90	0-10V	91770105-4**	suspended/wall/ceiling/suspensión/pared/techo
23 W	1600 lm	symmetric/simétrica	LED 2700 CRI>90	DALI	91770305-2**	suspended/wall/ceiling/suspensión/pared/techo
23 W	1800 lm	symmetric/simétrica	LED 3000 CRI>90	DALI	91770305-3**	suspended/wall/ceiling/suspensión/pared/techo
23 W	1845 lm	symmetric/simétrica	LED 4000 CRI>90	DALI	91770305-4**	suspended/wall/ceiling/suspensión/pared/techo
31 W	2160 lm	symmetric/simétrica	LED 2700 CRI>90	On board dimmer	91771605-2**	suspended/wall/ceiling/suspensión/pared/techo
31 W	2400 lm	symmetric/simétrica	LED 3000 CRI>90	On board dimmer	91771605-3**	suspended/wall/ceiling/suspensión/pared/techo
31 W	2460 lm	symmetric/simétrica	LED 4000 CRI>90	On board dimmer	91771605-4**	suspended/wall/ceiling/suspensión/pared/techo
31 W	2160 lm	symmetric/simétrica	LED 2700 CRI>90	0-10V	91771105-2**	suspended/wall/ceiling/suspensión/pared/techo
31 W	2400 lm	symmetric/simétrica	LED 3000 CRI>90	0-10V	91771105-3**	suspended/wall/ceiling/suspensión/pared/techo
31 W	2460 lm	symmetric/simétrica	LED 4000 CRI>90	0-10V	91771105-4**	suspended/wall/ceiling/suspensión/pared/techo
31 W	2160 lm	symmetric/simétrica	LED 2700 CRI>90	DALI	91771305-2**	suspended/wall/ceiling/suspensión/pared/techo
31 W	2400 lm	symmetric/simétrica	LED 3000 CRI>90	DALI	91771305-3**	suspended/wall/ceiling/suspensión/pared/techo
31 W	2460 lm	symmetric/simétrica	LED 4000 CRI>90	DALI	91771305-4**	suspended/wall/ceiling/suspensión/pared/techo
39 W	2700 lm	symmetric/simétrica	LED 2700 CRI>90	On board dimmer	91772605-2**	suspended/wall/ceiling/suspensión/pared/techo
39 W	3000 lm	symmetric/simétrica	LED 3000 CRI>90	On board dimmer	91772605-3**	suspended/wall/ceiling/suspensión/pared/techo
39 W	3075 lm	symmetric/simétrica	LED 4000 CRI>90	On board dimmer	91772605-4**	suspended/wall/ceiling/suspensión/pared/techo
39 W	2700 lm	symmetric/simétrica	LED 2700 CRI>90	0-10V	91772105-2**	suspended/wall/ceiling/suspensión/pared/techo
39 W	3000 lm	symmetric/simétrica	LED 3000 CRI>90	0-10V	91772105-3**	suspended/wall/ceiling/suspensión/pared/techo
39 W	3075 lm	symmetric/simétrica	LED 4000 CRI>90	0-10V	91772105-4**	suspended/wall/ceiling/suspensión/pared/techo
39 W	2700 lm	symmetric/simétrica	LED 2700 CRI>90	DALI	91772305-2**	suspended/wall/ceiling/suspensión/pared/techo
39 W	3000 lm	symmetric/simétrica	LED 3000 CRI>90	DALI	91772305-3**	suspended/wall/ceiling/suspensión/pared/techo
39 W	3075 lm	symmetric/simétrica	LED 4000 CRI>90	DALI	91772305-4**	suspended/wall/ceiling/suspensión/pared/techo

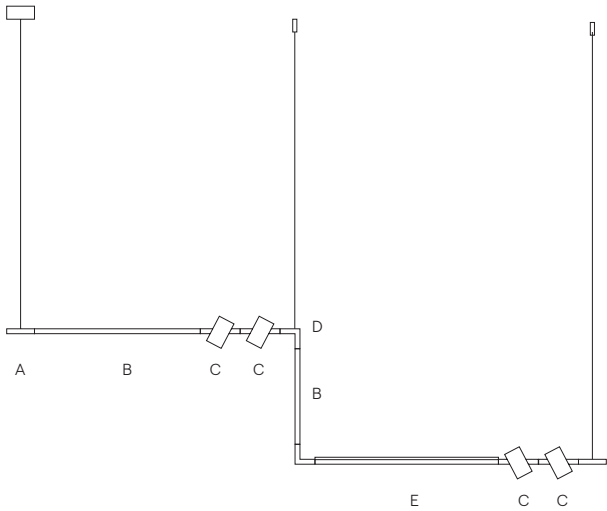
DALI one-to-one dimming/Regulación DALI one-to-one

Control Gear Equipos	Description Descripción	Power Potencia	Control Control	Order Number Referencia	Installation Instalación
	Box and Control gear 50 W On/Off/ Caja portaequipos y Equipo 50 W On/Off	50 W	On/Off, 0-10V, DALI	98101011-9**	suspended/wall/ceiling/ suspensión/pared/techo
	Box and Control gear 100 W On/Off/ Caja portaequipos y Equipo 100 W On/Off	100 W	On/Off, 0-10V DALI	98102011-9**	suspended/wall/ceiling/ suspensión/pared/techo
	Box and Control gear 200 W On/Off/ Caja portaequipos y Equipo 200 W On/Off	200 W	On/Off, 0-10V DALI	98103011-9**	suspended/wall/ceiling/ suspensión/pared/techo
	Box and Control gear 240 W On/Off/ Caja portaequipos y Equipo 240 W On/Off	240 W	On/Off, 0-10V DALI	98104011-9**	suspended/wall/ceiling/ suspensión/pared/techo
	Box and Control gear 50 W On/Off FIT/ Caja portaequipos y Equipo 50 W On/Off FIT	50 W	On/Off, 0-10V DALI	98101011-999	suspended/wall/ceiling/ suspensión/pared/techo
	Box and Control gear 100 W On/Off FIT/ Caja portaequipos y Equipo 100 W On/Off FIT	100 W	On/Off, 0-10V DALI	98102011-999	suspended/wall/ceiling/ suspensión/pared/techo
	Box and Control gear 200 W On/Off FIT/ Caja portaequipos y Equipo 200 W On/Off FIT	200 W	On/Off, 0-10V DALI	98103011-999	suspended/wall/ceiling/ suspensión/pared/techo
	Box and Control gear 240 W On/Off FIT/ Caja portaequipos y Equipo 240 W On/Off FIT	240 W	On/Off, 0-10V DALI	98104011-999	suspended/wall/ceiling/ suspensión/pared/techo
	FIT Accessory White or Black/ Accesorio FIT Blanco o Negro			91789999-9**	wall/ceiling/pared/techo
	FIT Accessory primer/ Accesorio FIT imprimable			91789999-977	wall/ceiling/pared/techo

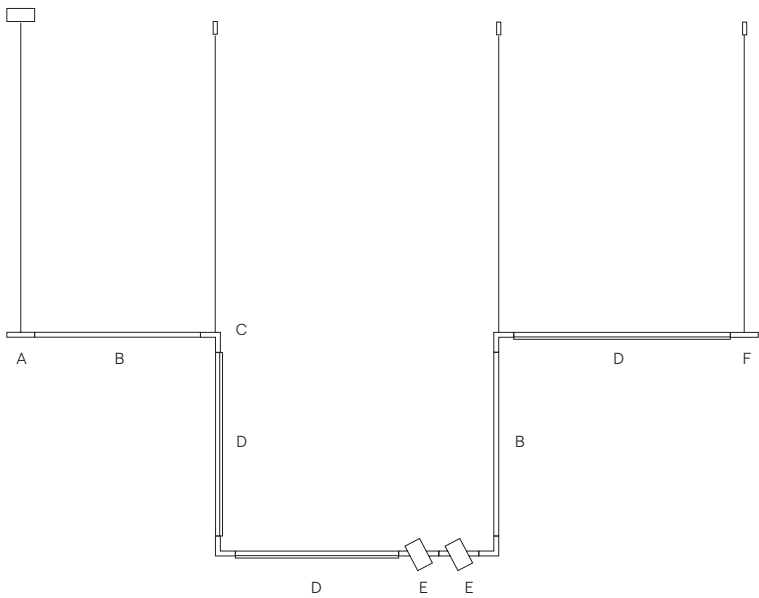
DALI one-to-one dimming/Regulación DALI one-to-one



- A. Ref. 91899*99-3**
Start cover 2P/4P with power input
Tapa inicio 2P/4P con alimentación
- B. Ref. 9177**05 -***
Light module/Módulo lumínico
- C. Ref. 91891***-***
Drop/Drop mini
- D. Ref. 9189*99 -1**
Coupling connector 2P/4P
Accesorio de unión 2P/4P
- E. Ref. 91899*99-4**
Start/End cover
Tapa inicio/fina



- A. Ref. 91899*99-3**
Start cover 2P/4P with power input
Tapa inicio 2P/4P con alimentación
- B. Ref. 9189**99-9**
Blind section/Tramo ciego
- C. Ref. 91891***-***
Drop/Drop mini
- D. Ref. 9177**05-***
Elbow 90° Vertical 2P/4P
Codo 90° Vertical 2P/4P
- E. Ref. 9177**05 -***
Light module
Módulo lumínico



- A. Ref. 90094015-0**
Elbow 90° with power input
Conector angular 90° con tensor
y alimentación izquierda 150 W
- B. Ref. 9189**99 - 9**
Blind section/Tramo ciego
- C. Ref. 91899*99-***
Elbow 90° Vertical 2P/4P
Codo 90° Vertical 2P/4P
- D. Ref. 9177**05-***
Light module
Módulo lumínico
- E. Ref. 91891***-***
Drop/Drop mini
- F. Ref. 91899*99-4**
Start/End cover
Tapa inicio/final

Drop

Complete code order number (**) ○ White 00 ● Black 88
Completar códigos de referencia (**) Blanco 00 Negro 88

Power Potencia	Real Lm Lm Real	Optics Óptica	Light Source Fuente de luz	Control Control	Order Number Referencia	Voltaje Voltaje	Installation Instalación
13 W	1050 lm	19°	LED 2700 CRI>90	On/Off	92061011-2**	220/240 V	track/carril
13 W	1110 lm	19°	LED 3000 CRI>90	On/Off	92061011-3**	220/240 V	track/carril
13 W	1150 lm	19°	LED 4000 CRI>90	On/Off	92061011-4**	220/240 V	track/carril
13 W	1050 lm	19°	LED 2700 CRI>90	DALI	92061311-2**	220/240 V	track/carril
13 W	1110 lm	19°	LED 3000 CRI>90	DALI	92061311-3**	220/240 V	track/carril
13 W	1150 lm	19°	LED 4000 CRI>90	DALI	92061311-4**	220/240 V	track/carril
13 W	1050 lm	19°	LED 2700 CRI>90	On board dimmer	92016611-2**	48 V	track/carril
13 W	1110 lm	19°	LED 3000 CRI>90	On board dimmer	92016611-3**	48 V	track/carril
13 W	1150 lm	19°	LED 4000 CRI>90	On board dimmer	92016611-4**	48 V	track/carril
13 W	1000 lm	34°	LED 2700 CRI>90	On/Off	92061012-2**	220/240 V	track/carril
13 W	1050 lm	34°	LED 3000 CRI>90	On/Off	92061012-3**	220/240 V	track/carril
13 W	1100 lm	34°	LED 4000 CRI>90	On/Off	92061012-4**	220/240 V	track/carril
13 W	1000 lm	34°	LED 2700 CRI>90	DALI	92061312-2**	220/240 V	track/carril
13 W	1050 lm	34°	LED 3000 CRI>90	DALI	92061312-3**	220/240 V	track/carril
13 W	1100 lm	34°	LED 4000 CRI>90	DALI	92061312-4**	220/240 V	track/carril
13 W	1000 lm	34°	LED 2700 CRI>90	On board dimmer	92016612-2**	48 V	track/carril
13 W	1050 lm	34°	LED 3000 CRI>90	On board dimmer	92016612-3**	48 V	track/carril
13 W	1100 lm	34°	LED 4000 CRI>90	On board dimmer	92016612-4**	48 V	track/carril
13 W	970 lm	46°	LED 2700 CRI>90	On/Off	92061013-2**	220/240 V	track/carril
13 W	1020 lm	46°	LED 3000 CRI>90	On/Off	92061013-3**	220/240 V	track/carril
13 W	1070 lm	46°	LED 4000 CRI>90	On/Off	92061013-4**	220/240 V	track/carril
13 W	970 lm	46°	LED 2700 CRI>90	DALI	92061313-2**	220/240 V	track/carril
13 W	1020 lm	46°	LED 3000 CRI>90	DALI	92061313-3**	220/240 V	track/carril
13 W	1070 lm	46°	LED 4000 CRI>90	DALI	92061313-4**	220/240 V	track/carril
13 W	970 lm	46°	LED 2700 CRI>90	On board dimmer	92016613-2**	48 V	track/carril
13 W	1020 lm	46°	LED 3000 CRI>90	On board dimmer	92016613-3**	48 V	track/carril
13 W	1070 lm	46°	LED 4000 CRI>90	On board dimmer	92016613-4**	48 V	track/carril
19 W	1400 lm	19°	LED 2700 CRI>90	On/Off	92602011-2**	220/240 V	track/carril
19 W	1450 lm	19°	LED 3000 CRI>90	On/Off	92602011-3**	220/240 V	track/carril
19 W	1350 lm	19°	LED 4000 CRI>90	On/Off	92602011-4**	220/240 V	track/carril
19 W	1400 lm	19°	LED 2700 CRI>90	DALI	92062311-2**	220/240 V	track/carril
19 W	1450 lm	19°	LED 3000 CRI>90	DALI	92062311-3**	220/240 V	track/carril
19 W	1350 lm	19°	LED 4000 CRI>90	DALI	92062311-4**	220/240 V	track/carril
19 W	1400 lm	19°	LED 2700 CRI>90	On board dimmer	32026611-2**	48 V	track/carril
19 W	1450 lm	19°	LED 3000 CRI>90	On board dimmer	32026611-3**	48 V	track/carril
19 W	1350 lm	19°	LED 4000 CRI>90	On board dimmer	32026611-4**	48 V	track/carril
19 W	1350 lm	34°	LED 2700 CRI>90	On/Off	92602012-2**	220/240 V	track/carril
19 W	1350 lm	34°	LED 3000 CRI>90	On/Off	92602012-3**	220/240 V	track/carril
19 W	1450 lm	34°	LED 4000 CRI>90	On/Off	92602012-4**	220/240 V	track/carril
19 W	1350 lm	34°	LED 2700 CRI>90	DALI	92062312-2**	220/240 V	track/carril
19 W	1350 lm	34°	LED 3000 CRI>90	DALI	92062312-3**	220/240 V	track/carril
19 W	1450 lm	34°	LED 4000 CRI>90	DALI	92062312-4**	220/240 V	track/carril
19 W	1350 lm	34°	LED 2700 CRI>90	On board dimmer	32026612-2**	48 V	track/carril
19 W	1350 lm	34°	LED 3000 CRI>90	On board dimmer	32026612-3**	48 V	track/carril
19 W	1450 lm	34°	LED 4000 CRI>90	On board dimmer	32026612-4**	48 V	track/carril
19 W	1300 lm	46°	LED 2700 CRI>90	On/Off	92602013-2**	220/240 V	track/carril
19 W	1400 lm	46°	LED 3000 CRI>90	On/Off	92602013-3**	220/240 V	track/carril
19 W	1400 lm	46°	LED 4000 CRI>90	On/Off	92602013-4**	220/240 V	track/carril
19 W	1300 lm	46°	LED 2700 CRI>90	DALI	92062313-2**	220/240 V	track/carril
19 W	1400 lm	46°	LED 3000 CRI>90	DALI	92062313-3**	220/240 V	track/carril
19 W	1400 lm	46°	LED 4000 CRI>90	DALI	92062313-4**	220/240 V	track/carril
19 W	1300 lm	46°	LED 2700 CRI>90	On board dimmer	32026613-2**	48 V	track/carril
19 W	1400 lm	46°	LED 3000 CRI>90	On board dimmer	32026613-3**	48 V	track/carril
19 W	1400 lm	46°	LED 4000 CRI>90	On board dimmer	32026613-4**	48 V	track/carril
Description Descripción				Optics Óptica	Order Number Referencia		
Spread lens/Lente extensiva				Flood	92099992-999		
Honeycomb Accesory/Accesorio panel de abeja					92099999-919		
Cross baffles/Accesorio en cruz					92099999-929		



A brand of Simon Group

simon

Musgo 3, Planta 2ª
28023 Madrid, Spain
(+34) 917 080 555

fluvia@fluvia.com
projects@fluvia.com
fluvia.com